



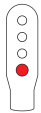
# GarageDoorMinder®

## Notification Lightstick Receiver

### Adding Lightstick Receiver:

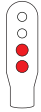
Place Transmitter(s) on a flat surface with battery door facing up. **Transmitter(s) must be within 5 feet of Lightstick Receiver(s) to pair.** Plug Receiver(s) into power adapter(s) & plug adapter(s) into wall outlet. Receiver(s) are in pairing mode for 30 seconds. After 30 seconds pairing will finish. When solid lights and a long beep happen on the Lightstick Receivers, all Transmitter(s) and Receiver(s) are paired. **For video instructions visit: [GarageDoorMinder.com](http://GarageDoorMinder.com).**

### Adjusting Lightstick Preferences:



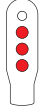
#### Beeper OFF

Press button until 1 LED lights up, then release. Beeper is now off.



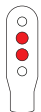
#### Beeper ON

Press button until 2 LEDs light up, then release. Beeper is now on 100% volume.



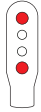
#### Beeper 50% Volume

Press button until 3 LEDs light up, then release. Beeper is now set at 50% volume. To return to 100% volume use Beeper ON function.



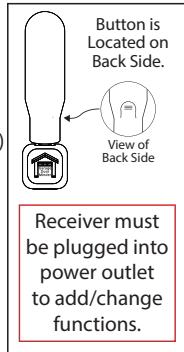
#### Beeper Delay for 45 Seconds

Press button until you see 2 center LEDs light up then release. Beeper will now beep only every 45 seconds.



#### Lightstick Receiver Reset

Press button until the 2 outer LEDs light up, then release. Follow 'Adding Lightstick Receiver' instructions above to add your Garage Door Minder Lightstick Receiver.



# GarageDoorMinder®

## Notification Lightstick Receiver

### Get 'Garage Door Open' Notifications in Multiple Rooms of Your Home!

- ▶ Flashing light & optional beeping alerts.
- ▶ Perfect for multiple-story homes.
- ▶ Works with your existing Version 2 GarageDoorMinder® System.
- ▶ Add up to 8 notification lightsticks to your GarageDoorMinder® System.
- ▶ Perfect for large buildings and detached buildings.
- ▶ Add multiple Lightstick Receivers for unlimited range. Each one adds 75 feet of distance to your system.
- ▶ Includes USB-AC power adapter.
- ▶ Instructions to add Lightstick Receiver to your system on back of package.



GarageDoorMinder®  
Lightstick Receiver  
P/N #72930  
Made in Taiwan

**Bluetooth™**  
Lightstick Receiver  
& Wall Plug Adapter



Two-Commas Model M820  
FCC ID: 2A7ZY-M820-TXR IC: 28839-M820TXR  
Two-Commas Model M811  
FCC ID: 2A7ZY-M811-TX IC: 28839-M811TX

Customer Service: (916) 640-3960  
E-Mail: [info@garagedoorminder.com](mailto:info@garagedoorminder.com)  
[GarageDoorMinder.com](http://GarageDoorMinder.com)